

Signify Classified - Internal  
Cooper Lighting Solutions Photometric Lab  
1121 Highway 74 South  
Peachtree City, GA 30269



Scaled data based on original data using  
LM-79-08 Approved Method: Electrical and Photometric Measurements of Solid-  
State Lighting Products

Test Report Prepared for  
Cooper Lighting Solutions  
(formerly Eaton)

Brand: INVUE

Report Number: P868759

Luminaire Tested: **EMM2-HTN-SA3B-750-U-T5W**

Issue Date: 08/22/2024



**Test Information**

Test Method: LM-79-08  
Report Number: P868759  
Test Lab: INNOVATION CENTER(G3)  
Issue Date: 08/22/2024  
Manufacturer: COOPER LIGHTING SOLUTIONS (FORMERLY EATON)  
Product Line: INVUE  
Catalog Number: EMM2-HTN-SA3B-750-U-T5W  
Description: EPIC MODERN TALL HOUSING DISCRETE LED ARRAYS 150W 70CRI 5000K  
FIXTURE w/ TYPE V SQUARE WIDE DISTRIBUTION OPTIC  
Light Source: (30) 5000K CCT, 70 CRI LEDS  
Ballast/Driver: ELECTRONIC DRIVER

**Summary**

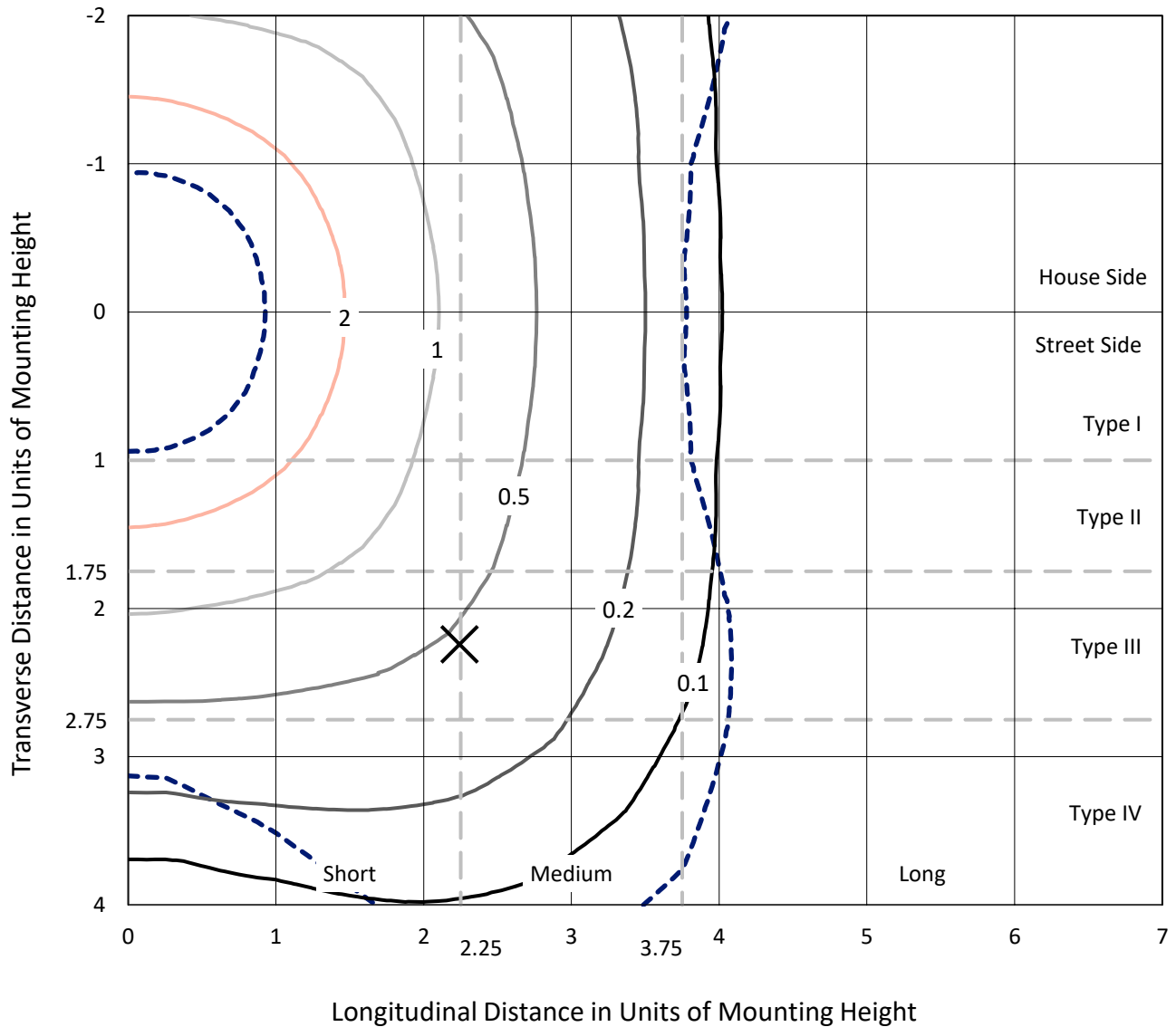
Lumens per Lamp: N/A  
Luminaire Lumens: 19444.8 lumens  
Efficiency: N/A  
Efficacy: 145.1 lumens/watt  
Luminous Opening: Rectangular (W 1' x L: 0.33' x H: 0')  
IES Classification: Type V - Short  
BUG Rating: B4 - U0 - G2

Input Watts (W): 134  
Input Voltage (V): 120  
Input Current (A<sub>in</sub>): NR  
Voltage Rise (V): NR  
Power Factor: 0.99  
Total Harmonic Distortion (THDi): 6.70%  
Frequency (hertz): 60  
Stabilization Time: NR  
Operation Time: NR  
Ambient Temperature (°C): NR  
Test Distance: 24 FT

REPORT NUMBER: P868759  
 CATALOG NUMBER: EMM2-HTN-SA3B-750-U-T5W

### Iso-Footcandle Lines of Horizontal Illumination

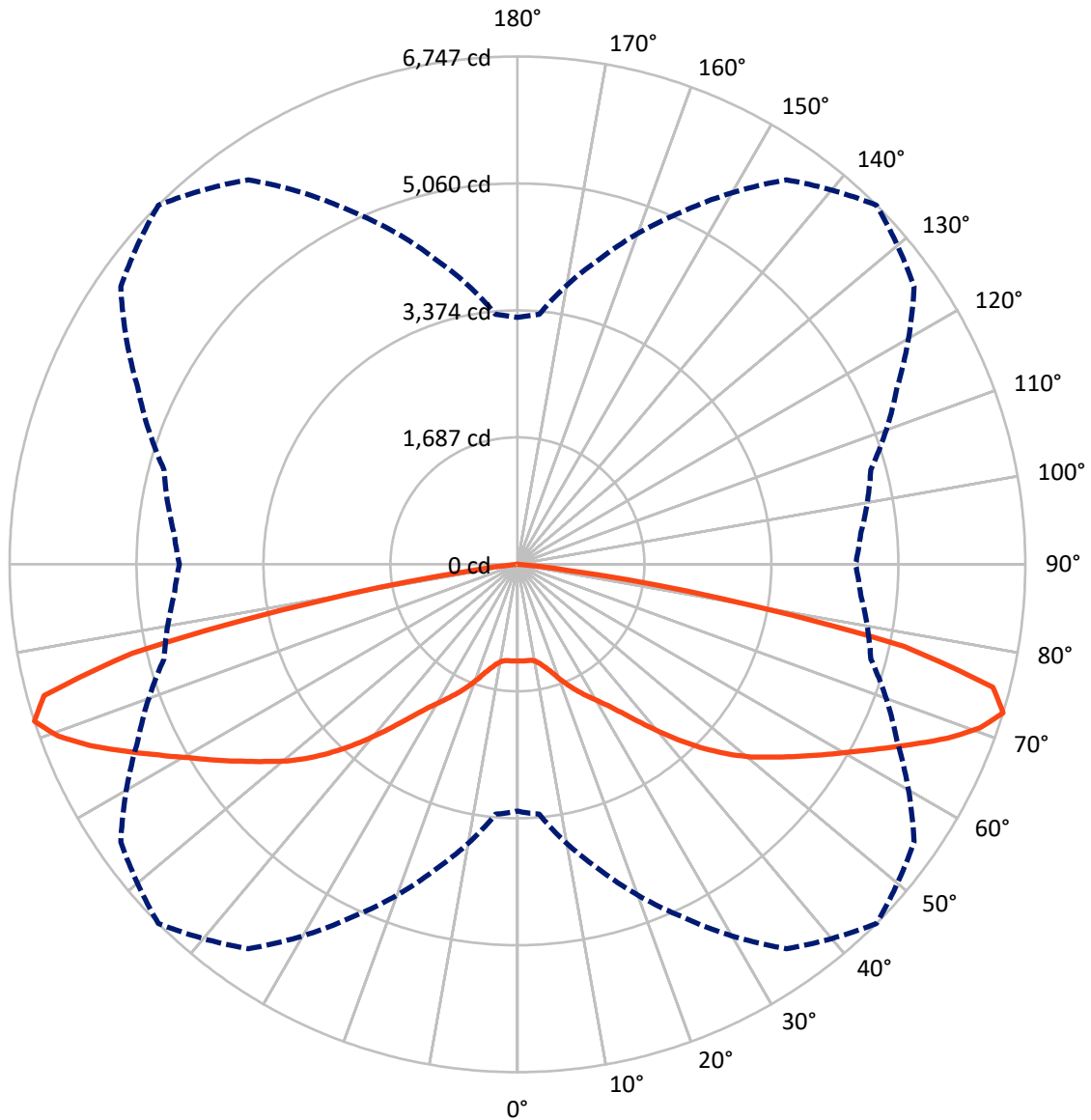
× Max cd  
 - - - 1/2 Max cd



Based on 20 foot mounting height. Maximum calculated value = 3.5 fc  
 Type V - Short - N/A

REPORT NUMBER: P868759  
CATALOG NUMBER: EMM2-HTN-SA3B-750-U-T5W

### Luminous Intensity Polar Plot



— Vertical Plane Through 45-Deg Lateral    - - - Horizontal Cone Through 72.5-Deg Vertical

REPORT NUMBER: P868759  
 CATALOG NUMBER: EMM2-HTN-SA3B-750-U-T5W

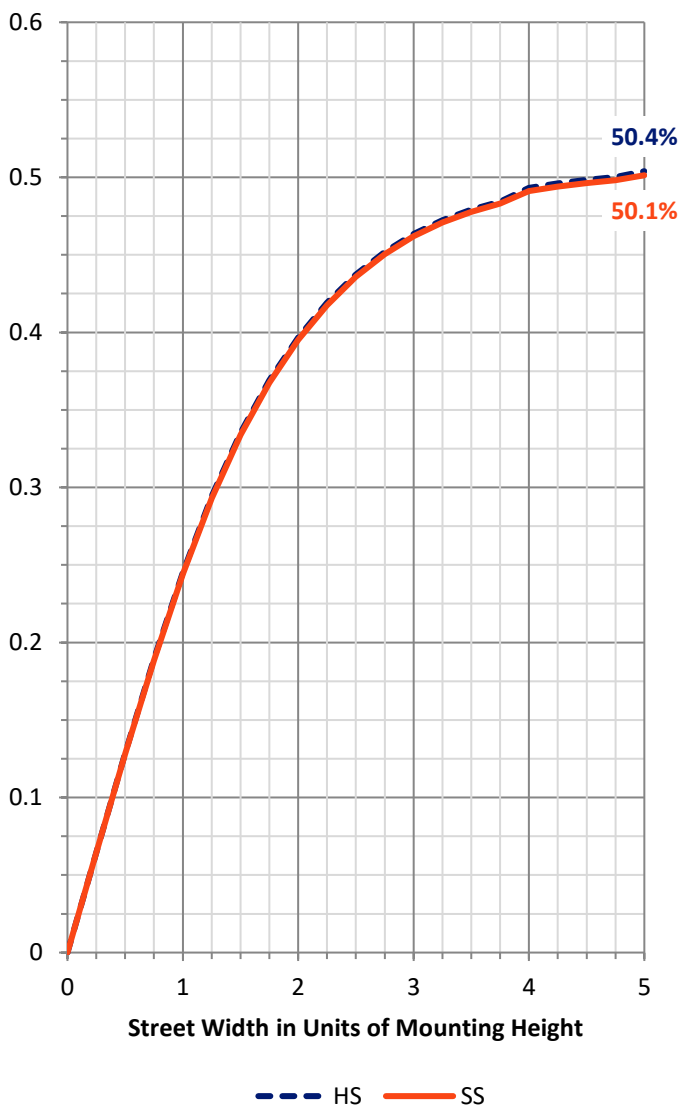
**FLUX DISTRIBUTION:**

		Downward	Upward	Total
<b>House Side</b>	Lumens	9722.4	0.0	9722.4
	% Fixture	50.0	0.0	50.0
<b>Street Side</b>	Lumens	9722.4	0.0	9722.4
	% Fixture	50.0	0.0	50.0
<b>Total</b>	Lumens	19444.8	0.0	19444.8
	% Fixture	100.0	0.0	100.0

**ZONAL LUMENS:**

Zone	Lumens	% Fixture
0°-10°	123.0	0.6
10°-20°	410.6	2.1
20°-30°	847.2	4.4
30°-40°	1559.7	8.0
40°-50°	2742.4	14.1
50°-60°	3977.4	20.5
60°-70°	5185.0	26.7
70°-80°	4310.0	22.2
80°-90°	289.4	1.5
90°-100°	0.0	0.0
100°-110°	0.0	0.0
110°-120°	0.0	0.0
120°-130°	0.0	0.0
130°-140°	0.0	0.0
140°-150°	0.0	0.0
150°-160°	0.0	0.0
160°-170°	0.0	0.0
170°-180°	0.0	0.0
0°-90°	19444.8	100.0
0°-180°	19444.8	100.0

**Coefficient of Utilization**



REPORT NUMBER: P868759

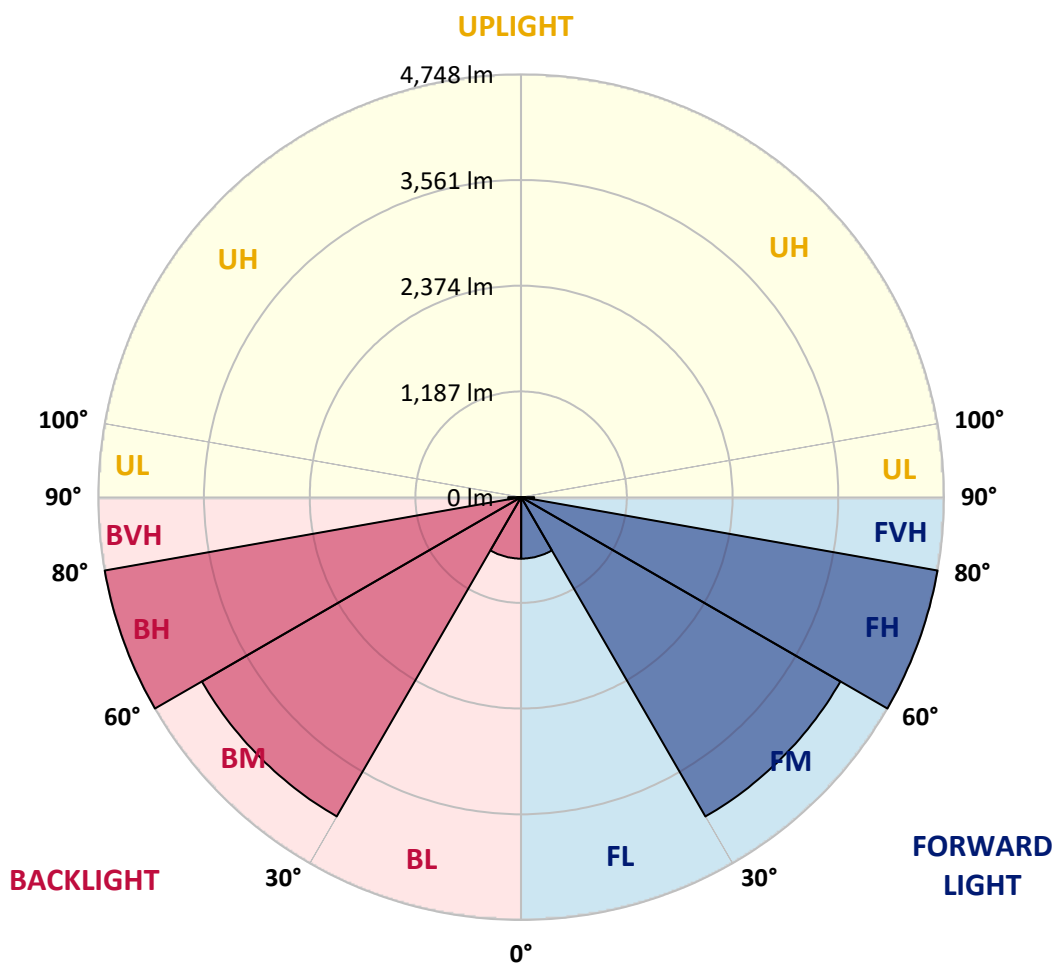
CATALOG NUMBER: EMM2-HTN-SA3B-750-U-T5W

**LUMINAIRE CLASSIFICATION SYSTEM LUMEN TABLE AND BUG RATING:**

Zone	Lumens	% Fixture	Zone Rating/Lumen Limit		
			B	U	G
FL (0°-30°)	690.4	3.6			
FM (30°-60°)	4139.8	21.3			
FH (60°-80°)	4747.5	24.4			G2/5000
FVH (80°-90°)	144.7	0.7			G2/225
BL (0°-30°)	690.4	3.6	B2/1000		
BM (30°-60°)	4139.8	21.3	B3/5000		
BH (60°-80°)	4747.5	24.4	B4/5000		G2/5000
BVH (80°-90°)	144.7	0.7			G2/225
UL (90°-100°)	0.0	0.0		U0/0	
UH (100°-180°)	0.0	0.0		U0/0	

**BUG Rating: B4-U0-G2**

Type V Short





REPORT NUMBER: P868759

CATALOG NUMBER: EMM2-HTN-SA3B-750-U-T5W

**CANDELA DISTRIBUTION (FULL):**

	0°	5°	15°	25°	35°	45°	55°	65°	75°	85°	90°
0°	1283.7	1283.7	1283.7	1283.7	1283.7	1283.7	1283.7	1283.7	1283.7	1283.7	1283.7
2.5°	1279.7	1281.7	1281.7	1281.7	1283.7	1285.7	1287.7	1289.7	1293.8	1295.8	1295.8
5°	1285.7	1283.7	1281.7	1285.7	1285.7	1285.7	1287.7	1289.7	1289.7	1289.7	1291.8
7.5°	1279.7	1281.7	1279.7	1279.7	1285.7	1287.7	1285.7	1283.7	1283.7	1285.7	1285.7
10°	1301.8	1299.8	1297.8	1297.8	1303.8	1305.9	1303.8	1301.8	1301.8	1305.9	1305.9
12.5°	1352.2	1356.2	1344.2	1344.2	1352.2	1356.2	1350.2	1348.2	1350.2	1354.2	1354.2
15°	1430.8	1428.8	1420.7	1412.7	1420.7	1426.8	1418.7	1414.7	1416.7	1426.8	1418.7
17.5°	1517.5	1519.5	1511.4	1503.4	1509.4	1517.5	1505.4	1495.3	1497.3	1501.3	1497.3
20°	1614.2	1612.2	1610.2	1610.2	1622.3	1632.3	1614.2	1590.0	1584.0	1579.9	1579.9
22.5°	1684.7	1690.8	1692.8	1710.9	1739.1	1749.2	1725.0	1692.8	1668.6	1656.5	1648.5
25°	1795.6	1789.5	1785.5	1805.6	1848.0	1866.1	1835.9	1791.5	1767.4	1765.3	1771.4
27.5°	1896.3	1896.3	1904.4	1924.5	1964.8	1983.0	1956.8	1912.4	1900.4	1900.4	1894.3
30°	2027.3	2021.3	2029.3	2063.6	2093.8	2105.9	2083.7	2053.5	2043.4	2043.4	2033.4
32.5°	2180.5	2182.5	2194.6	2216.7	2247.0	2249.0	2240.9	2226.8	2220.8	2214.7	2224.8
35°	2414.2	2414.2	2410.2	2426.3	2434.4	2438.4	2442.5	2436.4	2436.4	2436.4	2428.3
37.5°	2704.4	2688.3	2686.3	2672.2	2662.1	2672.2	2690.3	2710.5	2726.6	2716.5	2712.5
40°	2992.6	2984.5	2960.4	2938.2	2930.1	2934.2	2956.3	2998.7	3016.8	3016.8	3032.9
42.5°	3303.0	3286.8	3256.6	3230.4	3208.2	3214.3	3234.4	3286.8	3327.1	3345.3	3337.2
45°	3581.1	3566.9	3536.7	3512.5	3496.4	3494.4	3520.6	3554.9	3609.3	3625.4	3637.5
47.5°	3818.8	3808.8	3782.6	3758.4	3764.4	3766.5	3774.5	3804.7	3849.1	3871.2	3869.2
50°	4012.3	4004.2	3980.1	3990.1	4006.3	4022.4	4012.3	4032.5	4060.7	4070.8	4078.8
52.5°	4189.6	4177.6	4161.4	4179.6	4221.9	4254.1	4260.2	4246.1	4254.1	4260.2	4254.1
55°	4365.0	4350.9	4346.8	4379.1	4443.6	4504.0	4498.0	4457.7	4447.6	4435.5	4429.5
57.5°	4508.1	4498.0	4514.1	4568.5	4693.5	4774.1	4747.9	4655.2	4614.9	4586.6	4578.6
60°	4598.7	4596.7	4633.0	4760.0	4949.4	5062.2	5019.9	4860.7	4770.0	4743.8	4731.7
62.5°	4647.1	4649.1	4713.6	4939.3	5241.6	5394.8	5320.2	5076.3	4935.3	4909.1	4913.1
65°	4691.4	4685.4	4770.0	5090.5	5558.0	5765.6	5664.8	5336.3	5130.8	5078.4	5078.4
67.5°	4723.7	4729.7	4856.7	5241.6	5866.3	6162.6	6015.4	5612.4	5340.3	5261.7	5251.7
70°	4316.6	4375.1	4772.0	5342.4	6110.2	6513.2	6319.7	5781.7	5348.4	5124.7	5102.5
72.5°	3278.8	3333.2	4191.7	5163.0	6235.1	6747.0	6432.6	5566.0	4860.7	4576.6	4491.9
75°	2162.3	2200.6	3123.6	4510.1	5888.5	6525.3	5858.3	4794.2	3826.9	3458.1	3480.3
77.5°	963.3	1086.2	1991.0	3518.6	4850.6	5251.7	4467.8	3270.7	2337.7	1978.9	1940.7
80°	403.0	441.3	751.7	1876.2	2811.2	2690.3	1902.4	1096.3	697.3	542.1	524.0
82.5°	116.9	120.9	149.1	324.5	572.3	673.1	405.1	205.6	195.5	155.2	143.1
85°	8.1	8.1	12.1	20.2	28.2	46.4	52.4	60.5	68.5	58.4	58.4
87.5°	4.0	4.0	4.0	6.0	6.0	8.1	6.0	6.0	6.0	6.0	6.0
90°	0.0	0.0	0.0	0.0	0.0	0.0	0.0	0.0	0.0	0.0	0.0

LM-79-2019: Approved Method: Electrical and Photometric Measurements of Solid-  
State Lighting Products

Report Prepared for

Cooper Lighting Solutions

Streetworks

Report Number: SP1-2407-157-6

Test Date: 08/07/2024

Luminaire Tested: MEM2-HTN-SA-40-750-U-5WQ-2

Data in this report applies to families of products including MEM2-HTN-SA-40-750-U-5WQ-2



**Test Information**

Test Method: LM-79-2019  
 Report Number: SP1-2407-157-6  
 Test Lab: COOPER LIGHTING SOLUTIONS  
 Photometer: SP1 - 76IN SPHERE  
 Measurement Geometry: 4π  
 Issue Date: 08/20/2024  
 Manufacturer: COOPER LIGHTING SOLUTIONS  
 Product Line: Streetworks  
 Catalog Number: **MEM2-HTN-SA-40-750-U-5WQ-2**  
 Description: Epic Modern Light Square 40W 5WQ Optic and Flare Trim

**Spectral Parameters**

CCT (K): 5094  
 CIE u': 0.2082  
 CIE v': 0.4867  
 Duv: 0.0032  
 CIE x: 0.3430  
 CIE y: 0.3564  
 CIE z: 0.3006  
 Peak Wavelength (nm): 451  
 Dominant Wavelength (nm): 568  
 Purity: 9.86439  
 Rf: 73.7  
 Rg: 93

CRI (Ra):	72.0		
R1:	68.6	R9:	-39.6
R2:	78.1	R10:	47.6
R3:	84.6	R11:	68.2
R4:	71.6	R12:	41.4
R5:	69.6	R13:	70.4
R6:	69.4	R14:	91.4
R7:	80.9	R15:	61.4
R8:	53.1		



**Test Conditions**

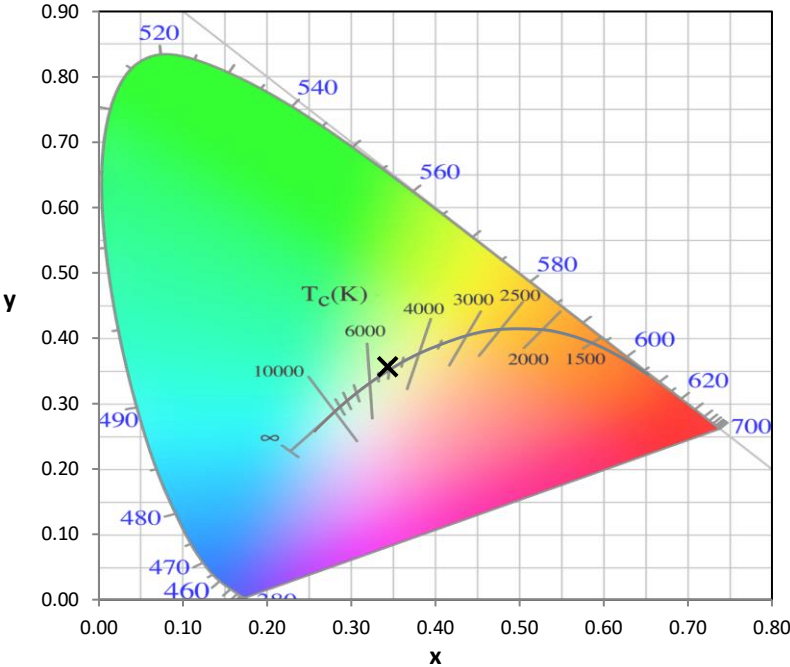
Stabilization Time: 20M  
 Operation Time: 1H 20M  
 Sphere Temperature (°C): 24.2

REPORT NUMBER: SP1-2407-157-6

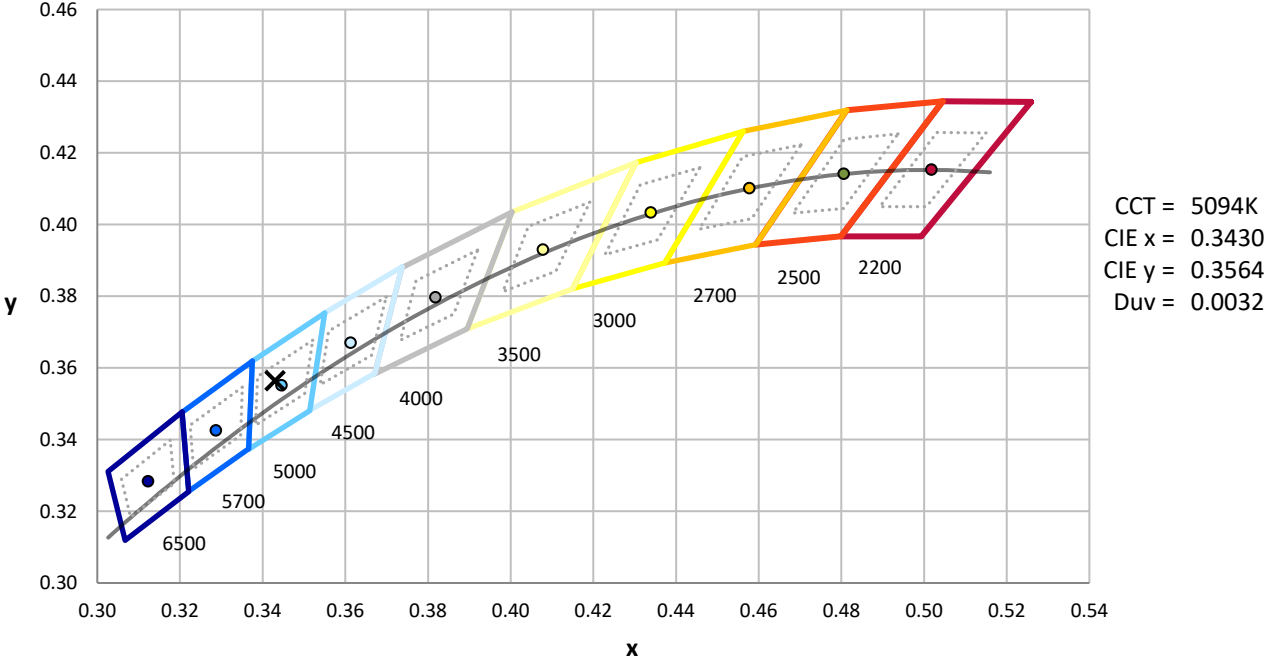
Measurement and Test Equipment			
Instrument	Identification Number	Calibration Date	Calibration Due Date
Photometer	IN0058	6/18/2024	12/18/2024
Power Meter	INXT2011004	2/8/2024	2/8/2025
AC Power Source	IN0063	10/24/2023	10/24/2024
DC Power Source	IN0208	10/24/2023	10/24/2024
Sphere Thermometer	IN0085	10/24/2023	10/24/2024
Room Thermometer	IN0046	10/24/2023	10/24/2024

REPORT NUMBER: SP1-2407-157-6

CIE 1931 Chromaticity Diagram



CIE 1931 Chromaticity Diagram with 2017 ANSI 7-Step and 4-Step Quadrangles



Point lies inside the ANSI 5000K 4-step quadrangle

REPORT NUMBER: SP1-2407-157-6

**Photopic Flux vs. Wavelength**



**Photopic Lumens: NR**

λ (nm)	Power W <sup>^</sup> /nm	Lumens (φ/nm)	λ (nm)	Power W <sup>^</sup> /nm	Lumens (φ/nm)	λ (nm)	Power W <sup>^</sup> /nm	Lumens (φ/nm)	λ (nm)	Power W <sup>^</sup> /nm	Lumens (φ/nm)	λ (nm)	Power W <sup>^</sup> /nm	Lumens (φ/nm)
360	0	NR	490	114	NR	620	361	NR	750	9	NR	880	0	NR
365	0	NR	495	145	NR	625	326	NR	755	8	NR	885	0	NR
370	0	NR	500	197	NR	630	294	NR	760	7	NR	890	0	NR
375	0	NR	505	259	NR	635	261	NR	765	6	NR	895	0	NR
380	0	NR	510	319	NR	640	232	NR	770	5	NR	900	0	NR
385	0	NR	515	373	NR	645	204	NR	775	4	NR	905	0	NR
390	0	NR	520	414	NR	650	179	NR	780	4	NR	910	0	NR
395	1	NR	525	445	NR	655	157	NR	785	3	NR	915	0	NR
400	3	NR	530	465	NR	660	136	NR	790	3	NR	920	0	NR
405	5	NR	535	482	NR	665	118	NR	795	2	NR	925	0	NR
410	9	NR	540	493	NR	670	102	NR	800	2	NR	930	0	NR
415	18	NR	545	505	NR	675	87	NR	805	2	NR	935	0	NR
420	36	NR	550	515	NR	680	75	NR	810	2	NR	940	0	NR
425	72	NR	555	527	NR	685	65	NR	815	1	NR	945	0	NR
430	134	NR	560	540	NR	690	56	NR	820	1	NR	950	0	NR
435	242	NR	565	550	NR	695	48	NR	825	1	NR	955	0	NR
440	407	NR	570	557	NR	700	41	NR	830	1	NR	960	0	NR
445	684	NR	575	561	NR	705	35	NR	835	1	NR	965	0	NR
450	988	NR	580	559	NR	710	30	NR	840	1	NR	970	0	NR
455	828	NR	585	551	NR	715	26	NR	845	1	NR	975	0	NR
460	473	NR	590	537	NR	720	22	NR	850	1	NR	980	0	NR
465	333	NR	595	516	NR	725	19	NR	855	0	NR	985	0	NR
470	232	NR	600	491	NR	730	16	NR	860	0	NR	990	0	NR
475	146	NR	605	461	NR	735	14	NR	865	0	NR	995	0	NR
480	113	NR	610	429	NR	740	12	NR	870	0	NR	1000	0	NR
485	106	NR	615	395	NR	745	10	NR	875	0	NR			

REPORT NUMBER: SP1-2407-157-6

**Scotopic Flux vs. Wavelength**



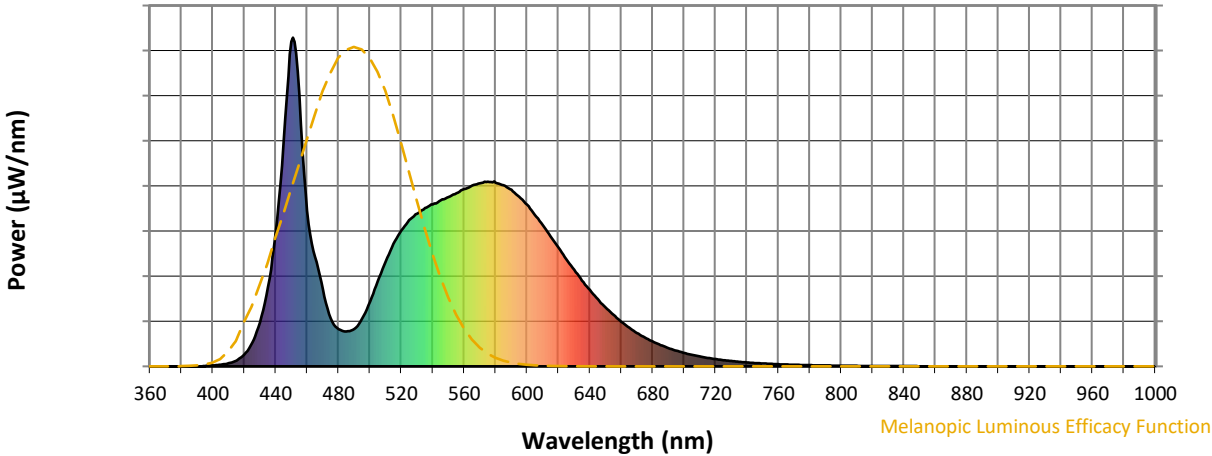
**Scotopic Lumens: NR**

**S/P: 1.81**

λ (nm)	Power W <sup>^</sup> /nm	Lumens (φ/nm)	λ (nm)	Power W <sup>^</sup> /nm	Lumens (φ/nm)	λ (nm)	Power W <sup>^</sup> /nm	Lumens (φ/nm)	λ (nm)	Power W <sup>^</sup> /nm	Lumens (φ/nm)	λ (nm)	Power W <sup>^</sup> /nm	Lumens (φ/nm)
360	0	NR	490	114	NR	620	361	NR	750	9	NR	880	0	NR
365	0	NR	495	145	NR	625	326	NR	755	8	NR	885	0	NR
370	0	NR	500	197	NR	630	294	NR	760	7	NR	890	0	NR
375	0	NR	505	259	NR	635	261	NR	765	6	NR	895	0	NR
380	0	NR	510	319	NR	640	232	NR	770	5	NR	900	0	NR
385	0	NR	515	373	NR	645	204	NR	775	4	NR	905	0	NR
390	0	NR	520	414	NR	650	179	NR	780	4	NR	910	0	NR
395	1	NR	525	445	NR	655	157	NR	785	3	NR	915	0	NR
400	3	NR	530	465	NR	660	136	NR	790	3	NR	920	0	NR
405	5	NR	535	482	NR	665	118	NR	795	2	NR	925	0	NR
410	9	NR	540	493	NR	670	102	NR	800	2	NR	930	0	NR
415	18	NR	545	505	NR	675	87	NR	805	2	NR	935	0	NR
420	36	NR	550	515	NR	680	75	NR	810	2	NR	940	0	NR
425	72	NR	555	527	NR	685	65	NR	815	1	NR	945	0	NR
430	134	NR	560	540	NR	690	56	NR	820	1	NR	950	0	NR
435	242	NR	565	550	NR	695	48	NR	825	1	NR	955	0	NR
440	407	NR	570	557	NR	700	41	NR	830	1	NR	960	0	NR
445	684	NR	575	561	NR	705	35	NR	835	1	NR	965	0	NR
450	988	NR	580	559	NR	710	30	NR	840	1	NR	970	0	NR
455	828	NR	585	551	NR	715	26	NR	845	1	NR	975	0	NR
460	473	NR	590	537	NR	720	22	NR	850	1	NR	980	0	NR
465	333	NR	595	516	NR	725	19	NR	855	0	NR	985	0	NR
470	232	NR	600	491	NR	730	16	NR	860	0	NR	990	0	NR
475	146	NR	605	461	NR	735	14	NR	865	0	NR	995	0	NR
480	113	NR	610	429	NR	740	12	NR	870	0	NR	1000	0	NR
485	106	NR	615	395	NR	745	10	NR	875	0	NR			

REPORT NUMBER: SP1-2407-157-6

Melanopic Flux vs. Wavelength



Melanopic Lumens: NR

M/P: 3.73

λ (nm)	Power W <sup>^</sup> /nm	Lumens (φ/nm)	λ (nm)	Power W <sup>^</sup> /nm	Lumens (φ/nm)	λ (nm)	Power W <sup>^</sup> /nm	Lumens (φ/nm)	λ (nm)	Power W <sup>^</sup> /nm	Lumens (φ/nm)	λ (nm)	Power W <sup>^</sup> /nm	Lumens (φ/nm)
360	0	NR	490	114	NR	620	361	NR	750	9	NR	880	0	NR
365	0	NR	495	145	NR	625	326	NR	755	8	NR	885	0	NR
370	0	NR	500	197	NR	630	294	NR	760	7	NR	890	0	NR
375	0	NR	505	259	NR	635	261	NR	765	6	NR	895	0	NR
380	0	NR	510	319	NR	640	232	NR	770	5	NR	900	0	NR
385	0	NR	515	373	NR	645	204	NR	775	4	NR	905	0	NR
390	0	NR	520	414	NR	650	179	NR	780	4	NR	910	0	NR
395	1	NR	525	445	NR	655	157	NR	785	3	NR	915	0	NR
400	3	NR	530	465	NR	660	136	NR	790	3	NR	920	0	NR
405	5	NR	535	482	NR	665	118	NR	795	2	NR	925	0	NR
410	9	NR	540	493	NR	670	102	NR	800	2	NR	930	0	NR
415	18	NR	545	505	NR	675	87	NR	805	2	NR	935	0	NR
420	36	NR	550	515	NR	680	75	NR	810	2	NR	940	0	NR
425	72	NR	555	527	NR	685	65	NR	815	1	NR	945	0	NR
430	134	NR	560	540	NR	690	56	NR	820	1	NR	950	0	NR
435	242	NR	565	550	NR	695	48	NR	825	1	NR	955	0	NR
440	407	NR	570	557	NR	700	41	NR	830	1	NR	960	0	NR
445	684	NR	575	561	NR	705	35	NR	835	1	NR	965	0	NR
450	988	NR	580	559	NR	710	30	NR	840	1	NR	970	0	NR
455	828	NR	585	551	NR	715	26	NR	845	1	NR	975	0	NR
460	473	NR	590	537	NR	720	22	NR	850	1	NR	980	0	NR
465	333	NR	595	516	NR	725	19	NR	855	0	NR	985	0	NR
470	232	NR	600	491	NR	730	16	NR	860	0	NR	990	0	NR
475	146	NR	605	461	NR	735	14	NR	865	0	NR	995	0	NR
480	113	NR	610	429	NR	740	12	NR	870	0	NR	1000	0	NR
485	106	NR	615	395	NR	745	10	NR	875	0	NR			

**Summary**

$R_f = 73.7$   
 $R_g = 93$   
 $CIE R_a = 72.0$   
 $R_g = -39.6$

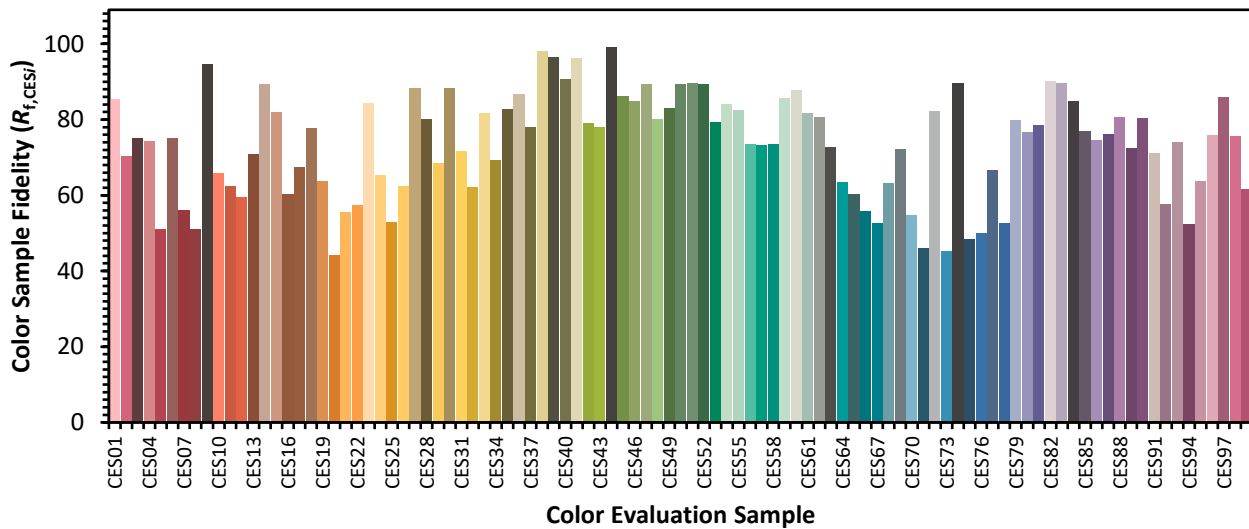


**Color Vector Graphics**



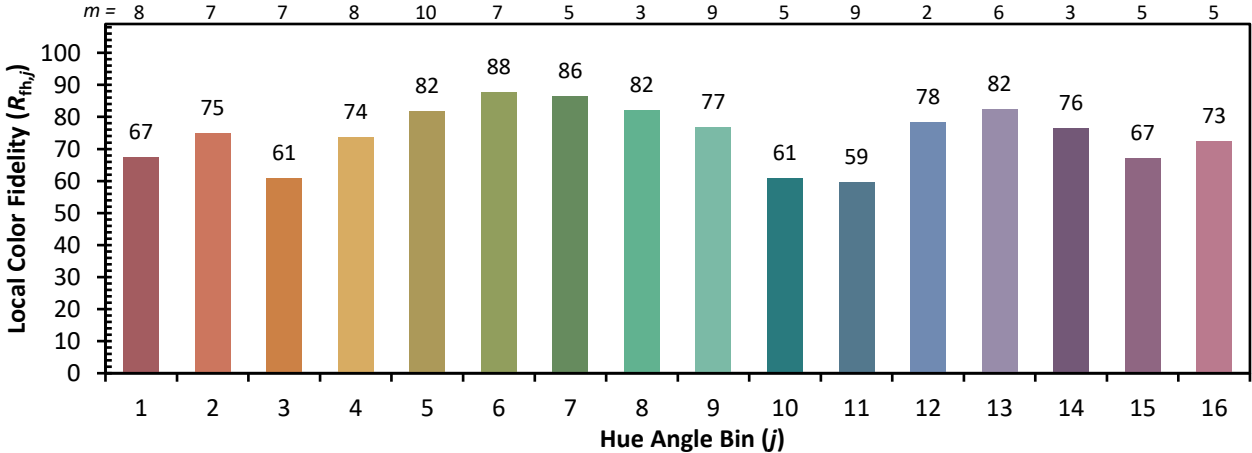
**Individual Sample Fidelity Index ( $R_{f,i}$ )**

CES01 = 85	CES26 = 62	CES51 = 90	CES76 = 50
CES02 = 59	CES27 = 88	CES52 = 89	CES77 = 67
CES03 = 30	CES28 = 80	CES53 = 79	CES78 = 53
CES04 = 69	CES29 = 69	CES54 = 84	CES79 = 80
CES05 = 46	CES30 = 88	CES55 = 83	CES80 = 77
CES06 = 50	CES31 = 72	CES56 = 74	CES81 = 78
CES07 = 38	CES32 = 62	CES57 = 73	CES82 = 90
CES08 = 38	CES33 = 82	CES58 = 73	CES83 = 90
CES09 = 29	CES34 = 69	CES59 = 86	CES84 = 85
CES10 = 72	CES35 = 83	CES60 = 88	CES85 = 77
CES11 = 56	CES36 = 87	CES61 = 82	CES86 = 75
CES12 = 61	CES37 = 78	CES62 = 81	CES87 = 76
CES13 = 41	CES38 = 98	CES63 = 73	CES88 = 81
CES14 = 74	CES39 = 96	CES64 = 63	CES89 = 72
CES15 = 70	CES40 = 91	CES65 = 60	CES90 = 80
CES16 = 46	CES41 = 96	CES66 = 56	CES91 = 71
CES17 = 49	CES42 = 79	CES67 = 53	CES92 = 58
CES18 = 55	CES43 = 78	CES68 = 63	CES93 = 74
CES19 = 71	CES44 = 99	CES69 = 72	CES94 = 52
CES20 = 63	CES45 = 86	CES70 = 55	CES95 = 64
CES21 = 85	CES46 = 85	CES71 = 46	CES96 = 76
CES22 = 77	CES47 = 89	CES72 = 82	CES97 = 86
CES23 = 91	CES48 = 80	CES73 = 45	CES98 = 76
CES24 = 90	CES49 = 83	CES74 = 90	CES99 = 62
CES25 = 71	CES50 = 89	CES75 = 48	

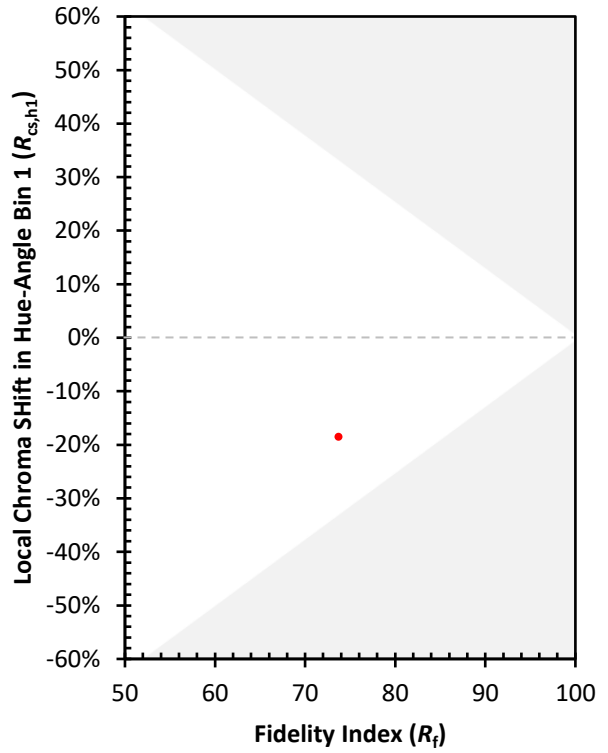
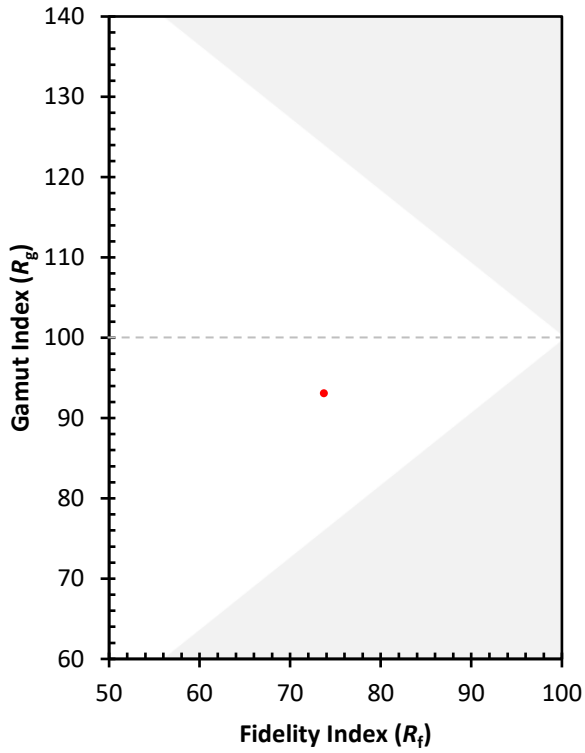




Color Rendition by Hue-Angle Bin



Measure Comparisons



(END OF REPORT)